

LA650+



Tally

The LA650+ and LA800+ are undoubtedly at the pinnacle of serial impact printing, representing the peak of performance in their respective speed segments. They are not just 'sprinters', reliable, heavy workload output is guaranteed for the many years following their purchase. The print is crisp, sharp, dark and absolutely legible, thanks to the 24 pin print head.

Fully automatic operation instills operator confidence and virtually eliminates errors caused by poor user intervention. Front feed provides all the benefits of easy forms installation, coupled with reliable paper transport.

Highlights at a glance:

- Print speeds up to 900 cps
- Full range of automatic features minimising operator intervention
- Ideal for 'On-Demand' and 'Batch' applications with zero tear for no wasted forms
- Straight through paper path for easy forms loading
- Parallel, Serial and Ethernet interfaces standard
- Includes DEC PPL2 command set and MMJ Adapter

The products are well matched to Microsoft Windows applications and entirely suited to other host operating environments, including legacy systems.

DEC compatible printers continue to be in demand. These printers are particularly suited to DEC Servers, DEC VAX and Alpha, in VMS and OpenVMS operating environments. They compliment the existing entry level LA-matrix printers, the LA36N and LA36W. The products fully support the DEC ANSI PPL2 (Printer Protocol Level 2) command language (including barcodes), plus IBM Proprinter and Epson SEC P/2 for full system compatibility




Available Configuration:

- **LA650+** Standard Product

LA650+

Print Speed	900 cps (Fastest Draft); 650 cps (Draft), 100 cps (NLQ) at 10 cpi
Resolution	up to 360 x 360 dpi
Throughput (ECMA 132)	606 pages per hour
Character Density	5, 6, 7.5, 8.6, 10, 12, 15, 17.1, 20 cpi
Line Density	2, 3, 4, 6, 8, 12 lpi
Printhead Life	500 million strokes per pin
Memory	128 kB
Standard Connectivity	Parallel (Bi-directional) and Ethernet 10/100 BaseT
Optional Connectivity	RS-232 Serial, Ethernet without DEC LAT support
Standard Emulations	DEC ANSI PPL2, IBM ProPrinter XL24, Epson LQ (ESC P/2)
Fonts	HS Draft, Draft, Courier, Roman, Sans Serif, Prestige, Script, OCR-A/B, 23 Barcodes and scaleable LCP
Consumables	Ribbon: 20 million characters
Standard Paper Handling	Push tractor for continuous paper with straight paper path, tear off and park position
Optional Paper Handling	Additional push tractor (front), Automatic cutting device
Number of Copies	Push tractor front: 1 original + 6 copies
Paper Type	Continuous forms, multi-part forms
Paper Weight	60-120 g/m ²
Paper Size	Width: 3" to 16.5"; Length: 3" to 22"
Physical Weight	45 lbs
Physical Size	24.5" x 17" x 11" mm (W x D x H)
Acoustic	55 dB(A)
Power Voltage	120 V or 230 V (selectable)
Power Consumption	65 Watt Printing
Temperature	+10° to +35° C; 20% to 80% humidity (not condensing)
Workload	40.000 pages per month
MTBF	10.000 hours
Warranty	90 days on-site warranty
Note	For OCR applications it is recommended that your readers are tested. Paper is a highly variable medium and should be tested prior to purchase.

DASCOM Americas Corporation
 421 West Main Street
 Waynesboro, Virginia
 USA 22980-3606
 Tel: 877 434 1377
 www.dascom.com

SERIAL MATRIX PRINTERS 
 MOBILE PRINTERS 
 FLATBED PRINTERS 
 THERMAL PRINTERS 